

# WHAT IS **CANCER**?

Cancer is the rapid and uncontrollable growth of abnormal cells. It is the second leading cause of death, responsible for 1 out of 6 deaths globally. World Health Organization (WHO) has recommended that cancer mortality can be significantly reduced by early detection and proper clinical management of cancers.

# HOW DOES **CANCER** DEVELOP?

Cancer develops after certain genes that are responsible for keeping our body healthy are changed (mutated). A cancer can be:

- **Sporadic:** Mutations in the genes causing cancer accumulate over time due to risk factors like chemical and environmental factors. These mutations cannot be inherited.
- **Hereditary:** These mutations exist from birth. They run in families and can be passed down from parents to their children. They do not always develop into cancer – but they raise someone's chances of developing cancer in the future. Inherited genetic mutations make up for 5-10% of all cancers.

# WHAT ARE SOME COMMON **HEREDITARY CANCERS**?

Breast, colorectal and prostate are among the most common cancer types.

## PROSTATE CANCER



~5-10% Hereditary\*

## BREAST CANCER



~5-10% Hereditary\*

## COLORECTAL CANCER



~5% Hereditary\*



# HOW TO TAKE **PreSENTIA**?



**CONSULT WITH YOUR HEALTHCARE PROVIDER ON WHICH PANEL IS IDEAL FOR YOU**



**YOUR DOCTOR WILL COLLECT A BUCCAL SWAB SAMPLE FROM YOU**



**THE SAMPLE WILL BE SENT TO OUR LABORATORY**



**THE SAMPLE WILL BE ANALYZED IN OUR LABORATORY**



**RESULTS WILL BE SENT TO YOUR HEALTHCARE PROVIDER WITHIN 2-3 WEEKS**

# MORE **QUESTIONS**?

If you have additional questions or concerns, please ask your doctor. You can also contact us:



NIPD Genetics Public Company Ltd  
[www.nipd.com](http://www.nipd.com)  
[info@nipd.com](mailto:info@nipd.com)

NIPD GENETICS

**PreSENTIA**<sup>®</sup>  
hereditary cancer



Detailed analysis of  
hereditary cancer genes

**SAFE | SENSITIVE | RELIABLE**



# WHAT IS PreSENTIA?

PreSENTIA is an extensive portfolio of 19 hereditary cancer panels. Each panel focuses on a particular set of genes that determine your chances of developing cancer in the future. The genetic changes (mutations) in the genes that cause cancer can be inherited from parents to their children.

BREAST & GYNECOLOGICAL 26 GENES	BREAST / GYN GUIDELINES-BASED 19 GENES	BREAST HIGH-RISK 7 GENES	BRCA1 / BRCA2 2 GENES
COLORECTAL 17 GENES	COLORECTAL HIGH-RISK 10 GENES	COLORECTAL NON-POLYPOSIS 5 GENES	COLORECTAL POLYPOSIS SYNDROME 7 GENES
MYELODYSPLASTIC SYNDROME / LEUKEMIA 24 GENES	GASTRIC 14 GENES	PROSTATE 15 GENES	PANCREATIC 17 GENES
RENAL 13 GENES	SKIN (XP-ASSOCIATED) 9 GENES	FAMILIAL MELANOMA 7 GENES	PARAGANGLIOMA / PHEOCHROMOCYTOMA 6 GENES
PARATHYROID 1 GENE	THYROID 1 GENE	PAN-CANCER 62 GENES	

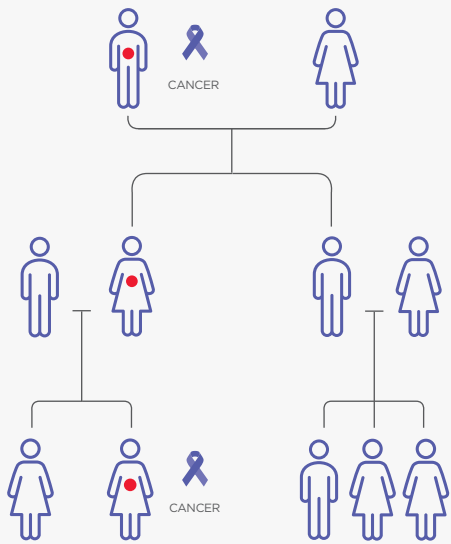
## WHAT ARE ‘HEREDITARY CANCER SYNDROMES’?

Hereditary cancer syndromes are also known as cancer predisposing syndromes, as people with these syndromes have an **elevated risk** of developing specific cancers in the future. These conditions occur when genes with critical roles in keeping our body healthy are mutated, causing a variety of symptoms and potentially affecting the quality of life. They can be inherited from one generation to the other.

### HEREDITARY CANCER SYNDROMES CHARACTERISTICS

- Multiple cancer types
- Repeated cancers
- Young age of cancer onset

If you have cancer in your family history and want to know about **your own risk**, PreSENTIA can help. By identifying the mutated genes that could cause hereditary cancer syndromes, PreSENTIA can provide information that could help in clinical management. If you **have been diagnosed with cancer** and have any of the above characteristics, you might also have a hereditary cancer syndrome. Identifying this can help reveal how and why your cancer was caused.



● MUTATION

If you or a family member were diagnosed with hereditary cancer, or a genetic change that is linked to cancer, there’s a high chance other members of your family carry the mutation as well. Each individual could be affected by cancer at different age, with wide range in severity, and by different cancer types – or not develop cancer at all.

According to genetic testing guidelines\*, the risk of developing hereditary cancer is high if you have:

- Family members with cancer in the same side of the family
- Family members with early cancer onset
- Family members with rare cancer types
- A family member with multiple cancers
- A family member that has been diagnosed with a genetic mutation that has cancer susceptibility

## HOW DOES PreSENTIA HELP ME?

PreSENTIA panels test for numerous genetic changes that are responsible for causing hereditary cancers. If you want to know more about your cancer risks, or if you have already been diagnosed with cancer and you want to know whether your cancer is hereditary, PreSENTIA can help.

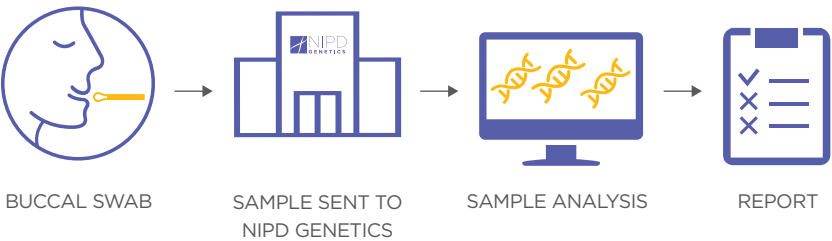
# KNOW YOUR GENES, KNOW YOUR CHOICES

PreSENTIA can potentially identify the genetic changes that could cause cancer. This has many benefits on planning, prognosis and directing better treatment decisions:

- Targeted **cancer monitoring** – recommended screening tests at key time intervals to detect cancer early, when treatment is more beneficial
- Prevention of cancer by **prophylactic measures**
- Actionable information for family members that might carry the same genetic mutation
- Improved classification of the disease for **better clinical management**
- Drug therapy (chemoprevention), where applicable

## WHY CHOOSE PreSENTIA?

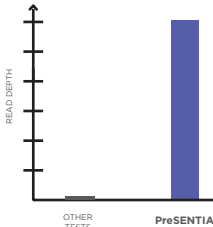
- Assesses clinically important mutations
- Choice of multiple panels
- Reliable technology
- Short turn-around time
- Safe and easy to perform



## PROVEN TECHNOLOGY



**TARGETED TECHNOLOGY**  
By focusing only on the genetic changes tested, PreSENTIA is accurate and precise.



**HIGH READ-DEPTH**  
PreSENTIA analyzes the locations of the genetic changes hundreds of times, making the test results more sensitive and reliable.

\* Data adapted from: American Cancer Society, National Cancer Institute, American Society of Clinical Oncology and American College of Obstetricians and Gynecologists.